

iCARE BLOOD GROUPING TEST KITS

1 THE PRINCIPLE OF NEW PRODUCT DESIGN

The assay starts with a sample applied to the sample well and provided sample diluents later. The monoclonal anti-A, anti-B, anti-D immobilized respectively on the pad in sample region can react with the corresponding antigen on the surface of the Red blood cells (RBC). A positive sample produces an immune response, and the RBC can be captured on the sample region as a red signal, indicates that the test is positive. A negative sample does not produce an immune response, after adding sample diluents, the RBC can be washed away, and the absence of the RBC indicates that the test is negative.

2 ADVANTAGE OF BLOOD GROUPING KITS

- Easy to use, no equipment required, read result in 2 minutes
- Easy delivery and low pollution risk
- Good stability with 24 months shelf life
- Suitable for regular ABO and RhD blood grouping on blood collection spot and self test at home

	Tube method / slide method	Gel / micro-column agglutination	iCARE (Solid-phase method)
Reaction Principle	(Slide) agglutination	Gel Separation agglutination	Solid-phase separation agglutination
Separation principle	not	centrifugal	solid phase antibody +sample diluents washing
Reaction time	short	long	In 1 minute
Required Aid	Tube / glass / paper card	no	no
Required Equipment	no	Special centrifuge	no
Bulk detection	Eisa microplate reader	special equipment required	Automatic operation
Result interpretation	Difficult to observe	Easy to observe	can be achieved in future Easy to observe
Shelf life	<1 year	< 1 year	24 month
Storage temperature	2-8°C	2-8°C	4-30°C, room temperature
Pollution risk	High pollution risk to the operator and environmental	low	low
Interfering factors	many	few	few
The results of retention	A few hours	A few weeks	About two weeks
Reagent cost	low	high	low

3 APPLICATION FIELD OF ABO BLOOD GROUPING



- Blood transfusion
- Diagnosis and prevent hemolytic disease of newborn
- Tissue and organ transplantation
- Identification of parent-child relationship

4 CLINICAL TRIAL DATA

ABO&RhD Clinical Test Results

	Han Nationality	Ethnic minorities	RhD negative	RhD positive	Specimen number	Accuracy
East China	3457	38	24	3471	3495	100%
Southwest China	2958	42	21	2979	3000	100%
Northwest China	1712	2288	168	3832	4000	100%

ABO&RhD

the comparative test between finger blood and venous blood

ORDER

to confirm that there is no difference between finger blood and venous blood tests Test Results.

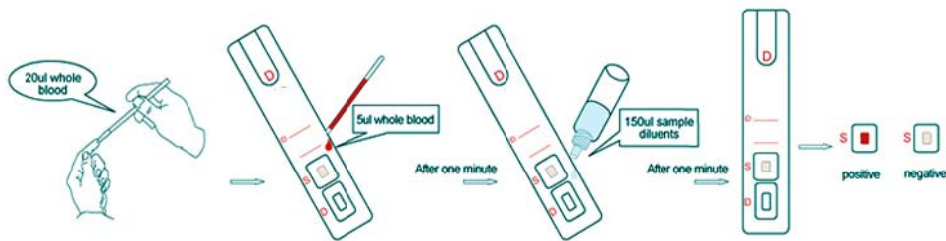
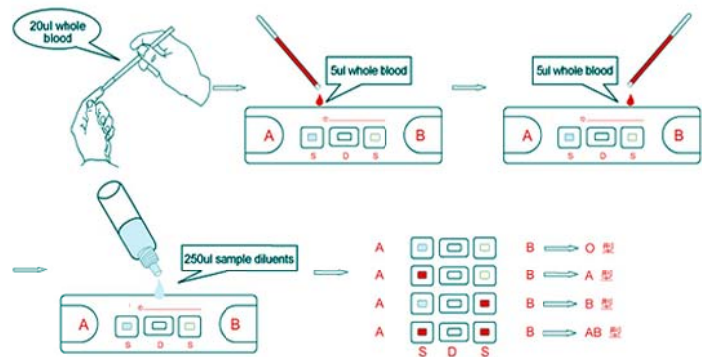
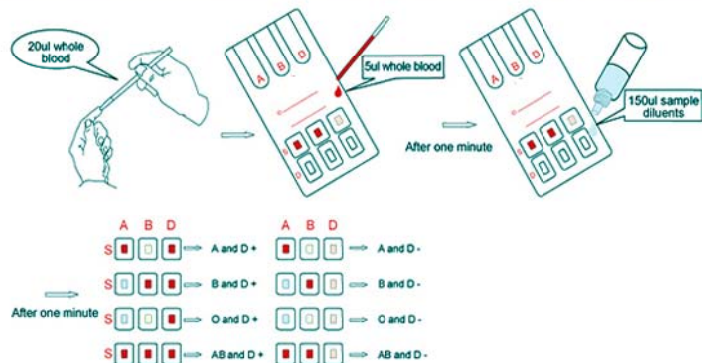
	Finger blood	venous blood	Accuracy
AB	12	12	100%
A	28	28	100%
B	33	33	100%
O	44	44	100%

Specificity Test

Adopt the special clinical specimens to confirm that the following factors will not affect the results.

	Specimen number	Test result number	Accuracy
New-born	50	50	100%
Above 59-year-old	50	50	100%
Tumor Patients	50	50	100%
Jaundice Patients	50	50	100%
Lack of Fibrinogen patients	50	50	100%

5 TEST PROCEDURE



BLOOD GROUPING TEST KITS



BREAKTHROUGHS AND INNOVATIONS



Advantages of ICARE Blood Grouping Test Kits

- Short Reaction Time
- Easy to Read Results
- High Sensitivity 100%
- No Required Aids and Equipment
- Room Temperature Storage 4-30°C
- Low Cost